

INSTRUCTIONS

- You have 3 hours to complete the exam.
- The exam is closed book, closed notes, closed computer, closed calculator, except three hand-written 8.5" × 11" crib sheet of your own creation and the official CS 61A midterm 1, midterm 2, and final study guides.
- Mark your answers **on the exam itself**. We will *not* grade answers written on scratch paper.

Last name	
First name	
Student ID number	
CalCentral email (<code>_@berkeley.edu</code>)	
TA	
Name of the person to your left	
Name of the person to your right	
<i>All the work on this exam is my own.</i> (please sign)	

POLICIES & CLARIFICATIONS

- If you need to use the restroom, bring your phone and exam to the front of the room.
- You may use built-in Python functions that do not require import, such as `min`, `max`, `pow`, `len`, and `abs`.
- You **may not** use example functions defined on your study guides unless clearly specified by the question.
- For fill-in-the blank coding problems, we will only grade work written in the provided blanks. You may only write one Python statement per blank line, and it must be indented to the level that the blank is indented.
- Unless otherwise specified, you are allowed to reference functions defined in previous parts of the same question.
- You may use the `Tree`, `Link`, and `BTree` classes defined on Page 2 (left column) of the Midterm 2 Study Guide.

1. (12 points) The Floss

For each of the expressions in the table below, write the output displayed by the interactive Python interpreter when the expression is evaluated. The output may have multiple lines. The first row is completed for you.

- If an error occurs, write **ERROR**, but include all output displayed before the error.
- To display a function value, write **FUNCTION**.
- To display an iterator value, write **ITERATOR**.
- If an expression would take forever to evaluate, write **FOREVER**.

The interactive interpreter displays the contents of the `repr` string of the value of a successfully evaluated expression, unless it is `None`.

Assume that you have started `python3` and executed the code shown on the left first, then you evaluate each expression on the right in the order shown. Expressions evaluated by the interpreter have a cumulative effect.

```
class Forth:
    next = 1

    def __init__(self, k):
        self.k = k

    def __repr__(self):
        return str(self.k) + '*'

    def go(self, k):
        if k == 1:
            print(self)
        if k:
            return self.next.go(k-1)
        print(self)

class Back(Forth):
    @property
    def next(self):
        return self

g = [Forth(n) for n in range(3, 8)]
for i in range(4):
    g[i].next = g[i+1]
g[3] = Back(2)

m = map(lambda o: o.k, g)
```

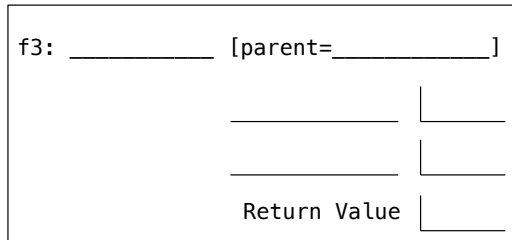
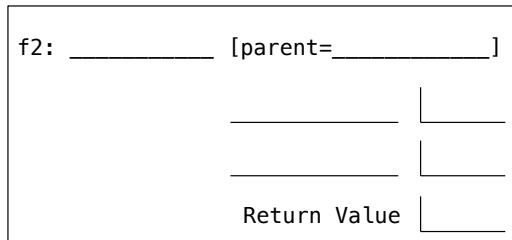
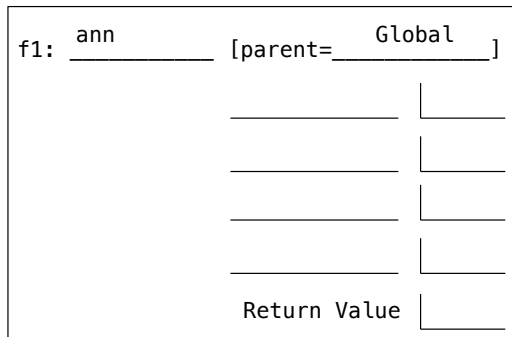
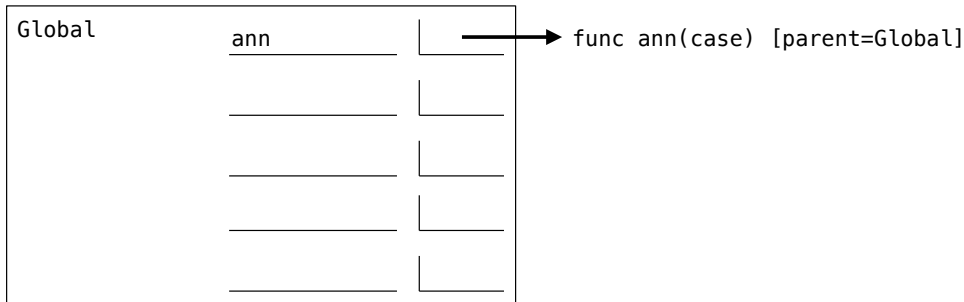
Expression	Output
<code>g[0]</code>	<code>3*</code>
<code>[next(m), next(m)]</code>	
<code>next(next(iter([g[0]])))</code>	
<code>len([map(print, g)])</code>	
<code>g[0].go(2)</code>	
<code>g[0].go(4)</code>	
<code>[x.next for x in g[3:]]</code>	

2. (8 points) Announcements

```
def ann(case):
    def the(s):
        nonlocal case
        case = s[:]
        it = list(ounce)
        it.extend(case.pop())
        if it is not the(case):
            return lambda t: [2]+s+[t]
        else:
            return lambda u: [2]+s+[u]
    ounce, ments = [2, [0, 1]], 8
    s = ounce[1]
    ann(ounce)(ments)
```

Fill in the environment diagram that results from executing the code on the left until the entire program is finished, an error occurs, or all frames are filled. *You may not need to use all of the spaces or frames.* A complete answer will:

- Add all missing names and parent annotations to all local frames.
- Add all missing values created or referenced during execution.
- Show the return value for each local frame.
- Use **box-and-pointer** diagrams for lists and tuples.



3. (7 points) Binary Trees

Definition. A *binary search tree* is a `BTree` instance for which the label of each node is larger than all labels in its left branch and smaller than all labels in its right branch.

- (a) (5 pt) Implement `largest`, which takes a binary search tree `t` and a number `x`. It returns the largest label in `t` that is smaller than `x`. If no such label exists, it returns 0. **Assume that `t` contains only positive numbers as labels.** The `BTree` class is on page 2 (bottom of left column) of the Midterm 2 Study Guide.

```
def largest(t, x):
```

```
    """Return the largest label in t that is less than x, or 0 if none exists.
```

```
    >>> a = BTree(5, BTree(3, BTree(1), BTree(3.5)), BTree(8, BTree(5.5), BTree(9)))
```

```
    >>> largest(a, 5)
```

```
    3.5
```

```
    >>> largest(a, 5.1)
```

```
    5
```

```
    >>> largest(a, 6)
```

```
    5.5
```

```
    >>> largest(a.right, 5)
```

```
    0
```

```
    """
```

```
    if t is BTree.empty:
```

```
        return 0
```

```
    elif _____:
```

```
        return largest(_____, _____)
```

```
    y = largest(_____, _____)
```

```
    if y:
```

```
        return _____
```

```
    return _____
```

- (b) (2 pt) Implement `second`, which takes a binary search tree `t` **containing only positive numbers**, and a number `x`. It returns the **second largest** label in `t` that is smaller than `x`.

```
def second(t, x):
```

```
    """Return the second largest label in t that is less than x, or 0 if none exists.
```

```
    >>> a = BTree(5, BTree(3, BTree(1), BTree(3.5)), BTree(8, BTree(5.5), BTree(9)))
```

```
    >>> second(a, 5)
```

```
    3
```

```
    >>> second(a, 5.1)
```

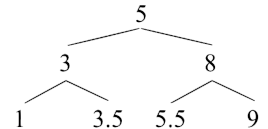
```
    3.5
```

```
    >>> second(a.left, 2)
```

```
    0
```

```
    """
```

```
    return _____
```



4. (10 points) Apply Yourself

- (a) (6 pt) Implement `times`, which takes a one-argument function `f` and a starting value `x`. It returns a function `g` that takes a value `y` and returns the minimum number of times that `f` must be called on `x` to return `y`. Assume that calling `f` repeatedly on `x` eventually results in `y`.

```
def times(f, x):
    """Return a function g(y) that returns the number of f's in f(f(...(f(x)))) == y.

    >>> times(lambda a: a + 2, 0)(10) # 5 times: 0 + 2 + 2 + 2 + 2 + 2 == 10
    5
    >>> times(lambda a: a * a, 2)(256) # 3 times: square(square(square(2))) == 256
    3
    """
    def repeat(z):
        """Yield an infinite sequence of z, f(z), f(f(z)), f(f(f(z))), f(f(f(f(z)))) , ..."""

        yield -----
        -----

    def g(y):

        n = 0

        for w in repeat(-----):

            if -----:

                -----

        return g
```

- (b) (2 pt) Circle the Θ expression that describes how many steps are required to evaluate `f(f(n))`, assuming `f(n)` returns 2^n for all n , and $\Theta(n)$ steps are required to evaluate `f(n)`.

$\Theta(1)$ $\Theta(\log n)$ $\Theta(\sqrt{n})$ $\Theta(n)$ $\Theta(n^2)$ $\Theta(2^n)$ None of these

- (c) (2 pt) Circle the Θ expression that describes how many steps are required to evaluate `g(g(n))`, assuming `g(n)` returns \sqrt{n} for all n , and $\Theta(n)$ steps are required to evaluate `g(n)`.

$\Theta(1)$ $\Theta(\log n)$ $\Theta(\sqrt{n})$ $\Theta(n)$ $\Theta(n^2)$ $\Theta(2^n)$ None of these

5. (12 points) Functions As Expected

Definition. For $n > 1$, an *order n function* takes one argument and returns an order $n-1$ function. An order 1 function is any function that takes one argument.

- (a) (6 pt) Implement `scurry`, which takes a function `f` and a positive integer `n`. `f` must be a function that takes a list as its argument. `scurry` returns an order n function that, when called successively n times on a sequence of values x_1, x_2, \dots, x_n , returns the result of calling `f` on a list containing x_1, x_2, \dots, x_n .

```
def scurry(f, n):
    """Return a function that calls f on a list of arguments after being called n times.

    >>> scurry(sum, 4)(1)(1)(3)(2) # equivalent to sum([1, 1, 3, 2])
    7
    >>> scurry(len, 3)(7)([8])(-9) # equivalent to len([7, [8], -9])
    3
    """
    def h(k, args_so_far):

        if k == 0:

            return -----

        return -----

    return -----
```

- (b) (6 pt) Implement `factorize`, which takes two integers `n` and `k`, both larger than 1. It returns the number of ways that `n` can be expressed as a product of non-decreasing integers greater than or equal to `k`.

```
def factorize(n, k=2):
    """Return the number of ways to factorize positive integer n.

    >>> factorize(7) # 7
    1
    >>> factorize(12) # 2*2*3, 2*6, 3*4, 12
    4
    >>> factorize(36) # 2*2*3*3, 2*2*9, 2*3*6, 2*18, 3*3*4, 3*12, 4*9, 6*6, 36
    9
    """
    if -----:

        return 1

    elif -----:

        return 0

    elif -----:

        return factorize(-----, -----)

    return -----
```

6. (16 points) Scheme Forever

- (a) (4 pt) Implement `fibs`, which takes a positive integer `n` and prints out the first `n` Fibonacci numbers in order, one on each line. For example, `(fibs 7)` prints 0 on one line, 1 on the next, then 1, 2, 3, 5, and 8; seven lines in total. **Your implementation must run in constant space to receive full credit.**

```
(define (fibs n)
  ; Print the first n Fibonacci numbers. Each one is the sum of the previous two.
  ; (fibs 7) prints the Fibonacci numbers 0 1 1 2 3 5 8 each on a different line.

  (define (taipei a b k)

    (if (= k n)

        (print _____)

        _____))

  (taipei 1 0 1))
```

- (b) (4 pt) Write the first 7 elements of each stream that results from the two calls to `e` below. *Note:* In Scheme, `quotient` performs floor division like `//` in Python, and `remainder` is like `%` in Python.

```
(define (e n d) (cons-stream (quotient n d) (e (* 10 (remainder n d)) d)))
```

(e 1 8) ; Starts with: _____

(e 2 3) ; Starts with: _____

- (c) (4 pt) Implement `lambda-macro`, a macro that creates anonymous macros. A `lambda-macro` expression has a list of formal parameters and one body expression. It creates a macro with those formal parameters and that body. Assume that the symbol `anon` is not used anywhere else in a program that contains `lambda-macro`.

```
(define-macro (lambda-macro bindings body)
  ; A lambda-macro expression evaluates to a macro.
  ; For example: ((lambda-macro (expr) (car expr)) (+ 1 2)) evaluates to the symbol +

  `(begin (_____

           anon)))
```

- (d) (4 pt) Implement `dotted?`, which takes a value `s`. It returns whether `s` is a dotted list or contains a dotted list anywhere within it.

```
(define (dotted? s)
  ; Return whether s contains a dotted list.
  ; Examples that are dotted: (1 2 . 3) , (1 (2 . 3)) , (((1 . 2)) 3)
  ; Examples that are not dotted: (1 2 3) , (1 2.3) , ((1) ((2)) 3)

  (cond (( _____ ( _____ s)) #f)

        ((not-pair-or-nil? _____) #t)

        (else _____)))

(define (not-pair-or-nil? s) (and (not (pair? s)) (not (null? s))))
```

7. (10 points) Gotta Select 'Em All

For the questions below, assume that the following two SQL statements have been executed. The `pokedex` table describes the names of some Pokémon and their heights in inches. The `evolve` table describes how those Pokémon can evolve into the other Pokémon in the `pokedex`.

```
CREATE TABLE pokedex AS
SELECT "Eevee" AS name, 12 AS height UNION
SELECT "Jolteon"      , 31      UNION
SELECT "Leafeon"     , 39      UNION
SELECT "Bulbasaur"   , 28      UNION
SELECT "Ivysaur"     , 39      UNION
SELECT "Venasaur"    , 79      UNION
SELECT "Charmander"  , 24      UNION
SELECT "Charmeleon"  , 43      UNION
SELECT "Charizard"   , 67;

CREATE TABLE evolve AS
SELECT "Eevee" AS before, "Jolteon" AS after UNION
SELECT "Eevee"      , "Leafeon"      UNION
SELECT "Bulbasaur"  , "Ivysaur"      UNION
SELECT "Ivysaur"    , "Venasaur"     UNION
SELECT "Charmander" , "Charmeleon"   UNION
SELECT "Charmeleon" , "Charizard";
```

- (a) (4 pt) Write a SQL statement that adds a new row to the `evolve` table for each pair of Pokémon for which `before` evolves to `after` in two steps. For example, Charmander can evolve twice: first to Charmeleon and then to Charizard. Therefore, ("Charmander", "Charizard") should be added as a row. Likewise, ("Bulbasaur", "Venasaur") should also be added. Your statement should behave correctly even if the rows in `evolve` and `pokedex` were different. The rows can be added in any order.

```
-----
SELECT -----
FROM -----
WHERE -----
```

- (b) (6 pt) Write a `SELECT` statement that results in a table with one row for each Pokémon that can evolve. The table should have two columns: the first contains the name of the Pokémon that can evolve, and the second contains the maximum increase in height that it can attain by evolving. For example, Eevee can grow as much as 27 inches (when evolving to Leafeon), so the result should contain the row ("Eevee", 27). Your statement should behave correctly even if the rows in `evolve` and `pokedex` were different. The result should only consider ways of evolving that are described by a single row in the `evolve` table.

```
SELECT -----
FROM -----
WHERE -----
```

```
-----;
```